

CURODONT™ REPAIR FLUORIDE PLUS

CUROLOX®



Anticavity rinse for the non-invasive prevention therapy

- Remineralizes enamel
- Aids in the prevention of dental cavities
- Helps to avoid invasive treatments



 SWISS
MADE

**Guided Enamel Remineralization
to keep your teeth healthy**

Healthy teeth – improved quality of life

New possibilities in enamel remineralization

Remineralizing treatment solutions are now more in demand than ever. Anti caries therapy aims to maintain tooth hard tissue by minimizing the number of restorative interventions. CURODONT REPAIR™ FLUORIDE PLUS enables with the innovative formulation and application a new anticavity treatment.

CURODONT™ REPAIR FLUORIDE PLUS aids to prevent cavities by restoring the enamel in the depth of a white spot.

NEW: Guided Enamel Remineralization

CURODONT™ REPAIR FLUORIDE PLUS brings fluoride where it belongs – directly to the white spot. With the specially designed applicator, fluoride is guided to where it is most needed.

Local action

The unique CUROLOX® formulation and the application procedure help minerals, like fluoride and calcium found in saliva, to penetrate the enamel surface into the white spot. Lost enamel is remineralized.



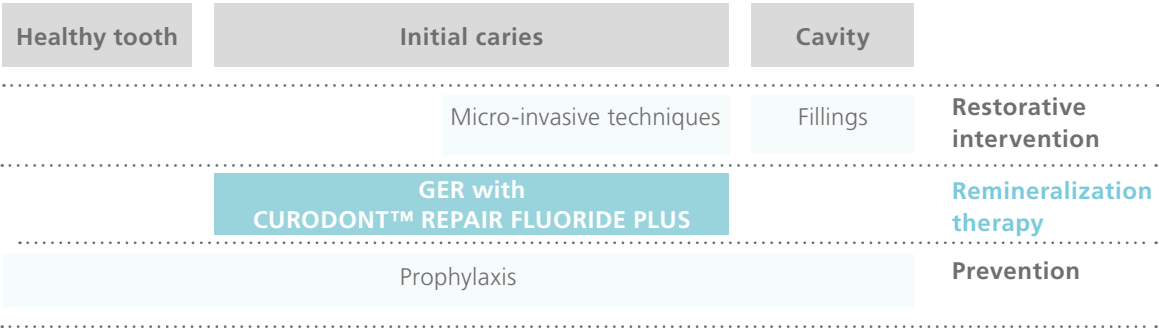
“We don’t have to imagine chemistry that literally grows into the tooth, now we have it!”

Dr. Brian B. Nový, Director of Clinical Innovation, DentaQuest, Westborough, MA, USA

Experts recommend

An intelligent treatment concept

Guided Enamel Remineralization (GER) closes the gap between simple prevention and invasive restorations. Targeting white spots, dentists can now offer their patients a new in-office anticavity therapy. Especially for their youngest patients, CURODONT™ REPAIR FLUORIDE PLUS offers an effective treatment helping to preserve the natural teeth.



«Expert Round Table» 2015

Uses

Anticavity dental rinse, for professional in-office treatment of buccal-, occlusal- and proximal- white spots. Suitable for patients 4 years and older.

- Prevention of dental cavities
- Remineralizes enamel
- Helps to repair, strengthen and protect teeth

“CURODONT™ REPAIR FLUORIDE PLUS is the classic practice builder. It really motivates my patients to stick to their recall appointments.”

Dr. Markus Schlee, Forchheim, Germany



Developed to help nature

Natural caries protection

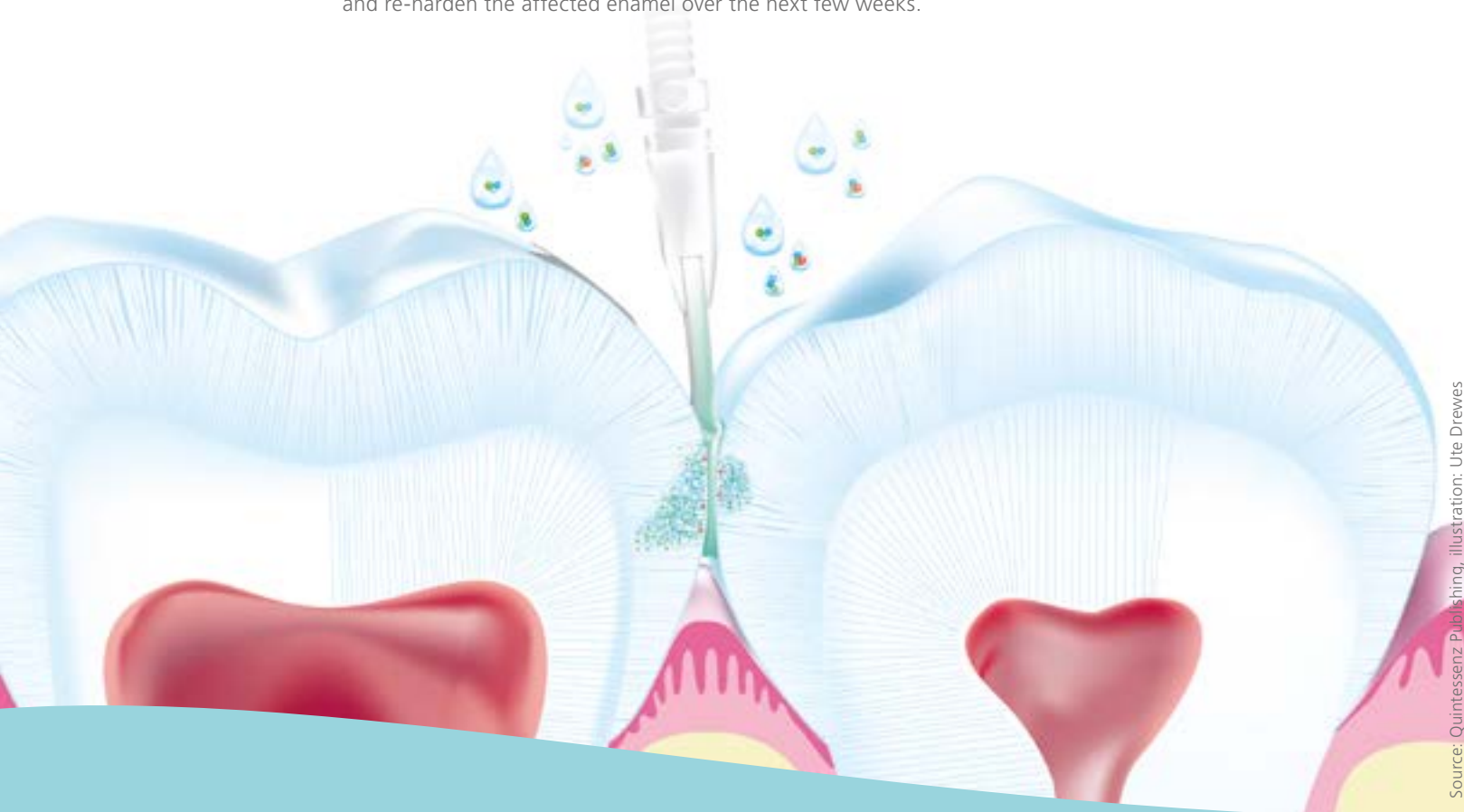
In a healthy oral environment, saliva facilitates constant remineralisation. Saliva is rich in calcium and phosphate. Fluoride actively supports this natural remineralization process and strengthens enamel.

Increased caries risk

The constant acid challenge from bacteria inhibits the natural remineralization cycle and tooth minerals are lost. If demineralization cannot be stopped, enamel becomes porous (i.e. white spots). Targeted anti caries measures are needed.

Guided Enamel Remineralization

Applied directly onto the cleaned surface of the white spot CURODONT™ REPAIR FLUORIDE PLUS acts where it is needed. Over the course of weeks, the unique CUROLOX® formulation and the application procedure help minerals, like fluoride and calcium, to penetrate the enamel surface into the white spots and to remineralize and re-harden the affected enamel over the next few weeks.



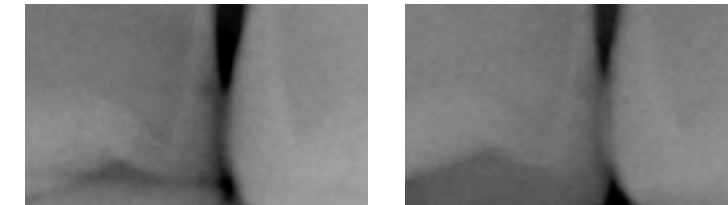
“This moves remineralizing white spots to the next level. We tell our patients that it attracts and holds the critical enamel components to the tooth structure. Easy to use, easy to engage patients and the optimum approach to treating white spots.”

Dr. Stephen Abrams, Cliffcrest Dental Office Toronto, Ontario, Canada

Helping to preserve the natural teeth

One application suffices to help to remineralize white spot lesion, without invasive intervention.

Regeneration of a proximal caries lesion



Day 0

After six months

Dr. Markus Schlee:
Stomatologie 2014 (111); 175–181

Visible „fading“ of the white spot lesions



Day 0

After six months

Prof. Paul Brunton:
Br Dent J. 2013; (215): E6

Occlusal white spot lesions



Day 0

After six months

Dr. Frank Bröseler, 2012

“CURODONT™ REPAIR FLUORIDE PLUS offers a pivotal opportunity at the threshold between preventive and restorative interventions: time is on your side – remineralize incipient tooth decay, filling instead of drilling.”

Dr. Volker Scholz, Lindau, Germany

Efficiency in daily practice

The best treatment support – Straightforward, direct application

Guided Enamel Remineralization builds on the principles of personal dental hygiene and is based on established plaque-biofilm-management. In daily practice, the treatment can be easily integrated into the professional dental hygiene routine. After a short standard preparation of the white spot, CURODONT™ REPAIR FLUORID PLUS can effectively be put into action.

- Professional tooth cleaning
- Removal of the pellicle using 2% sodium hypochlorite (20 sec.)
- Removal of inorganic deposits using 35% phosphoric acid (20 sec.)
- Rinse tooth surface with water and dry
- Apply CURODONT™ REPAIR FLUORID PLUS



Professional tooth cleaning



Cleaning with sodium hypochlorite



Enamel etching with phosphoric acid gel. Unwaxed dental floss is suitable for distributing the gel in the interdental spaces.



Apply CURODONT™ REPAIR FLUORID PLUS. The solution spreads around the contact points and diffuses deep into the body of the lesions.

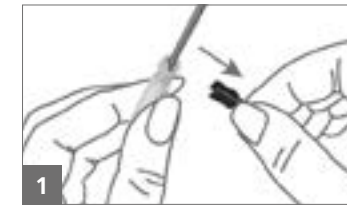
“The remineralisation treatment is straight forward and safe. As a dental hygienist, I can easily execute the GER and thus relieve the dentist.”

Christine Bischof, Dental Hygienist, Zurich, Switzerland

Easy to use

Convenient CURODONT™ REPAIR FLUORIDE PLUS applicator

With the practical ready-to-use CURODONT™ REPAIR FLUORIDE PLUS applicator, no additional preparation is needed. The applicator is used for a single lesion and ensures straightforward easy handling.



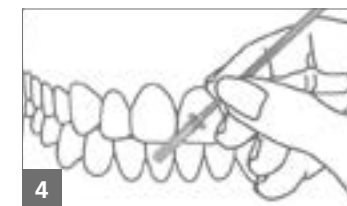
1. Remove the safety clip (black).



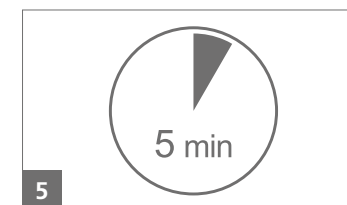
2. Activate the CURODONT™ REPAIR FLUORIDE PLUS applicator by pushing the two cylinders together.



3. Remove the CURODONT™ REPAIR FLUORIDE PLUS applicator from the protective cover.



4. Apply CURODONT™ REPAIR FLUORIDE PLUS by squeezing out the sponge above the lesion/approximal gap.



5. Allow the solution to diffuse for five minutes. Discard the applicator unit after use. The applicator is for single use only!

6. Instruct patient not to rinse, eat or drink for 30 minutes.

“CURODONT™ REPAIR FLUORIDE PLUS – The First step in life-long integrity of our patient’s teeth.”

F. Broeseler, DDS, Periodontist, Aachen, Germany

CURODONT™ REPAIR FLUORIDE PLUS – Professional anticavity rinse

For Guided Enamel Remineralization of white spots.

10 Applicators CURODONT™ REPAIR FLUORIDE PLUS, article no. P580.USC



Made in Switzerland



www.curodont.us ■ Fon +1 919 914 6865 ■ info@curodont.us